

Designed for builders, plumbers and electrical contractors...

SPLASHPROOF RANGE



4904SR



4900SR



2722SR



2700SR



2356SR



2346SR

CODE PRODUCT DESCRIPTION

2346SR	1 GANG 13A SWITCHED DP SOCKET OUTLET
2346SRI	1 GANG 13A SWITCHED DP SOCKET OUTLET WITH ISOLATOR
2356SR	2 GANG 13A SWITCHED DP SOCKET OUTLET
2356SRI	2 GANG 13A SWITCHED DP SOCKET OUTLET WITH ISOLATOR
4904SR	1 GANG 13A RCD CONNECTION UNIT
4900SR	2 GANG 13A RCD SWITCHED SOCKET OUTLET LATCHING
4901SR	2 GANG 13A RCD SWITCHED SOCKET OUTLET NON-LATCHING
2700SR	1 GANG 10AX DP SWITCH
2712SR	1 GANG 10AX 2 WAY SWITCH
2722SR	2 GANG 10AX 2 WAY SWITCH
2736SR	1 GANG 10AX 2 WAY BELL PUSH
2366SR	1 GANG 13A SWITCHED DP CONNECTION UNIT
2366SRI	1 GANG 13A SWITCHED DP CONNECTION UNIT WITH ISOLATOR
1345SRTI	2 GANG 13A SOCKET OUTLET AND TIMER WITH ISOLATOR

SHOWER PROTECTION UNITS TO BS EN 60439-3



PI/40SH

Double pole RCCB or RCBO with 30mA sensitivity. Supplied with neutral and earth terminal.

MCB WAYS	INSTALLED MCB	RCCB/RCBO	LIST NO.
1	RCBO	40A30mA	PI/40SH
1	50A	63A30mA	PI/50SH

AWARD WINNING FOR SAFETY

IP55 BUILDING SUPPLY UNITS



BS/32/6

Double pole RCCB with 30mA sensitivity controlling all ways with neutral terminals. BS units also include two MCBs, earth bar, circuit identification label and way label.

MCB WAYS	MCB'S	RATING	LIST NO.
2	1x16A, 1x6A	40A 30mA	BS/16/6
2	1x32A, 1x6A	40A 30mA	BS/32/6
2		25A 30mA	W2/25N
2		40A 30mA	W2/40N

CEILING RANGE

CEILING SWITCHES 6 AMP TO BS 3676



2781

2783

- 2781** 1 WAY SP
- 2782** 2 WAY SP
- 2783** PULL TO MAKE WITH RED CORD & ACORN
- 2784** PULL TO BREAK WITH RED CORD & ACORN
- 1751** WHITE PULL CORD FOR CEILING SWITCHES
- 1752** RED PULL CORD FOR CEILING SWITCHES

Two way switches can be wired as one way. Two way terminal markings L1: one way L2: two way Do not derate for fluorescent or inductive loads.

CEILING SWITCHES 45 and 50 AMP DP TO BS 3676



1765

1766

- 1765** 45A FOR SHOWERS UP TO 9.2KW
- 1766** 50A FOR SHOWERS UP TO 11.5KW
- 1055** 47mm deep surface moulded box

Double pole ceiling pull switches with neon and mechanical 'OFF' indicators.

CEILING ROSE TO BS 67



2788

- 2788** 3 TERMINAL AND EARTH

For light fittings up to 2.5kg maximum. Matches 6 amp ceiling switch range.

HEAT RESISTANT BATTENHOLDERS (T2) AND LAMPHOLDERS (T2) TO BS EN 61184



2791

2793

2794

2792

2795

2796

- 2791** LAMPHOLDER WITH SHORT SKIRT
- 2792** LAMPHOLDER WITH HO PROTECTIVE SKIRT
- 2793** STRAIGHT BATTENHOLDER WITH SHORT SKIRT
- 2794** STRAIGHT BATTENHOLDER WITH HO PROTECTIVE SKIRT
- 2795** ANGLED BATTENHOLDER WITH SHORT SKIRT
- 2796** ANGLED BATTENHOLDER WITH HO PROTECTIVE SKIRT

PENDANT SETS



2808

2809

- 2807** 3" CABLE LENGTH
 - 2808** 6" CABLE LENGTH
 - 2809** 9" CABLE LENGTH
 - 2810** 12" CABLE LENGTH
 - 2811** 15" CABLE LENGTH
- Consisting of a ceiling rose (2788) and a short skirt T2 lampholder (2791) wired together with two core, 0.75mm² heat resisting PVC circular flexible cable.

SELECTIVE ENTRY JUNCTION BOXES TO BS 6220



2704

2716

2703

2721

	CONDUCTOR/TERMINAL CAPACITY
2704 20 AMP 4 TERMINAL BROWN	3 x 2.5mm ²
2714 20 AMP 4 TERMINAL WHITE	3 x 2.5mm ²
2706 20 AMP 6 TERMINAL BROWN	3 x 2.5mm ²
2716 20 AMP 6 TERMINAL WHITE	3 x 2.5mm ²
2720 20 AMP 4 TERMINAL BROWN (2 1/4")	3 x 1.5mm ²
2721 20 AMP 4 TERMINAL WHITE (2 1/4")	3 x 1.5mm ²
2730 30 AMP 3 TERMINAL BROWN	3 x 4.0mm ²
2731 30 AMP 3 TERMINAL WHITE	3 x 4.0mm ²

Contactum has always been at the forefront of technical advances, pioneering new skills and products (including thermoset injection moulding and the incorporation of double pole switching on all our switched socket outlets).

Our customers know that Contactum will continue to anticipate their needs with safe, adaptable and innovative products that are so reliable they can just fit and forget them.

All our ranges of products are designed with contractors in mind and then manufactured in Britain to the highest standards. We apply rigorous tests to all our products in our own ASTA-accredited laboratories to ensure they exceed the relevant British Standards. And we back up our claims of high quality with a 25-year guarantee – another industry first from Contactum!

As technologies change, so Contactum moves forward to meet the challenges and stay at the leading edge.


To find out about our products and technical innovations, plus full details on the company see our website www.contactum.co.uk



CONTACTUM

SWITCH WITH CONFIDENCE

a complete range of electrical accessories in a choice of styles...




White Moulded

Offering unmatched excellence, adaptability and the innovative design for which Contactum is famous. To order simply quote the relevant code numbers shown.




Georgian

To order from our Georgian range, find the relevant moulded code below and replace the first digit (1) with 3. If you want black inserts, add GB to the end of the code. If you want white inserts, add GBW.




Edwardian

To order from our Edwardian range, find the relevant moulded code below and replace the first digit (1) with 3. If you want black inserts, add EB to the end of the code. If you want white inserts, add EBW.




Brushed Chrome

To order from our Brushed Chrome range, find the relevant moulded code below and replace the first digit (1) with 3 and add BC to the end of the code.



Metal Clad


To order from our Metalclad range, find the relevant moulded code below and simply replace the first digit (1) with a 3.



Polished Chrome

To order from our Polished Chrome range, find the relevant moulded code below and replace the first digit (1) with 3 and add PC to the end of the code.


INTELLIGENT DIMMER SWITCHES TO BS EN 60669-2-1 (WHERE APPLICABLE)



- 1950 1 X 300 WATTS 240VA
- 1951 1 X 400 WATTS 320VA
- 1952 1 X 500 WATTS 400VA
- 1953 2 X 300 WATTS 240VA
- 1954 2 X 400 WATTS 320VA
- 1955 3 X 300 WATTS 240VA
- 1956 4 X 300 WATTS 240VA

All dimmers are clam shelled for protection. Suitable for mains voltage GLS bulbs, mains voltage halogen bulbs, electronic low voltage lighting transformers, wire wound lighting transformers and fans. Soft start or gradual loading of the bulbs to prevent shock loads and increase bulb life.

SOCKET OUTLETS 13 AMP TO BS 1363



- 1345 1 GANG UNSWITCHED
- 1375 2 GANG UNSWITCHED
- 1375S 2 GANG UNSWITCHED WITH TWO EARTH TERMINALS
- 2346 1 GANG SWITCHED DP
- 2347 1 GANG SWITCHED DP WITH NEON
- 2356 2 GANG SWITCHED DP
- 2356S 2 GANG SWITCHED DP WITH TWO EARTH TERMINALS
- 2357 2 GANG SWITCHED DP WITH NEONS

SWITCHES 45 AMP DP TO BS 3676



- 2746 2 GANG PLATE VERTICAL
- 2747 2 GANG PLATE VERTICAL WITH NEON
- 2756 1 GANG PLATE
- 2757 1 GANG PLATE WITH NEON

For units marked Cooker add suffix C to the list number. For units marked Air Conditioning add suffix A to the list number.

SWITCHES 20 and 32 AMP DP TO BS 3676



- 1798 20 AMP WITH FLEX OUTLET
- 1799 20 AMP WITH FLEX OUTLET AND NEON
- 1794 AS 1798 MARKED WATER HEATER
- 1795 AS 1799 MARKED WATER HEATER
- 1786 32 AMP WITH FLEX OUTLET
- 1789 32 AMP SWITCH WITH FLEX OUTLET AND NEON

10 AX SWITCHES TO BS 3676



- 2700 1 GANG DP
- 2710 1 GANG INTERMEDIATE
- 2711 1 GANG 1 WAY
- 2712 1 GANG 2 WAY
- 2722 2 GANG 2 WAY
- 2723 2 GANG INTERMEDIATE
- 2732 3 GANG 2 WAY
- 2735 ARCHITRAVE 1 GANG BELL PUSH
- 2736 1 GANG BELL PUSH
- 2742 4 GANG 2 WAY
- 2751 ARCHITRAVE 1 GANG 1 WAY
- 2752 ARCHITRAVE 1 GANG 2 WAY
- 2762 6 GANG 2 WAY

THREE POLE FAN ISOLATOR SWITCH 10 AX TO BS 3676



- 2713 1 GANG

SOCKET OUTLET 2 AMP 3 PIN TO BS 546



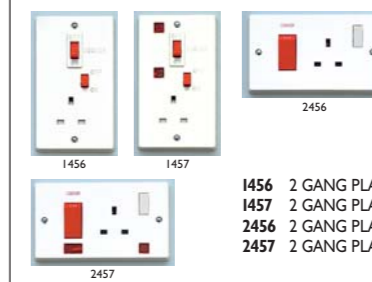
- 1245 1 GANG UNSWITCHED

CO-AXIAL AND SATELLITE SOCKET OUTLETS TO BS 3041 (where applicable)




- 2147 1 GANG NON ISOLATED TV/FM FOR DIRECT WIRING
- 2148 2 GANG NON ISOLATED TV/FM FOR DIRECT WIRING WITH TWO DOWN LEADS
- 2149 1 GANG SATELLITE SOCKET 'F' CONNECTOR/'F' CONNECTOR
- 2150 2 GANG SATELLITE AND CO-AXIAL SOCKETS
- 2151 1 GANG SATELLITE SOCKET 'F' CONNECTOR/DIRECT CONNECTION
- 2152 2 GANG SATELLITE SOCKETS 'F' CONNECTOR/DIRECT CONNECTION
- 2153 2 GANG ISOLATED WITH TV/SAT DIPLEXER, FOR USE WITH A SINGLE DOWN LEAD
- 2157 1 GANG ISOLATED TV/FM FOR MULTI OUTLET SYSTEMS WITH A SINGLE DOWN LEAD
- 2158 2 GANG ISOLATED WITH TV/FM DIPLEXER, FOR USE WITH A SINGLE DOWN LEAD

COOKER CONTROL UNITS 45 AMP DP WITH 13 AMP SWITCHED SOCKET OUTLET DP TO BS 4177



- 1456 2 GANG PLATE VERTICAL
- 1457 2 GANG PLATE VERTICAL WITH NEONS
- 2456 2 GANG PLATE HORIZONTAL
- 2457 2 GANG PLATE HORIZONTAL WITH NEONS

20 AX SWITCHES TO BS EN 60669-1



- 2812 1 GANG 2 WAY SP
- 2822 2 GANG 2 WAY SP
- 2832 3 GANG 2 WAY SP
- 2842 4 GANG 2 WAY SP
- 2814 1 GANG DP
- 2824 2 GANG DP
- 2834 3 GANG DP
- 2844 4 GANG DP


All 20 AX DP switches are supplied with a choice of identification labels.

SHAVER SOCKET OUTLET TO BS 3535 & BS EN 60742



- 2300 20 VA at 240/110V vertical
- Maximum output is 20VA on both voltages. The isolating transformer is wound on a double bobbin for maximum safety. Will accept most shaver plugs.

BLANK PLATES TO BS 5733



- 1017 1 GANG
- 1027 2 GANG

PANEL MOUNTING SOCKET OUTLETS 13 AMP TO BS 1363



- 1395 1 GANG CIRCULAR
- 1396 1 GANG T SHAPED
- 1397 2 GANG T SHAPED


Suitable for panels up to 2mm thick. Fitted with M3.5 x 0.6 threaded bushes.

FAN SPEED CONTROLLER TO BS 5518 & BS EN 60669-2-1 (where applicable)



- FS102 1 GANG PUSH/PUSH WITH FAN SYMBOL

COOKER CABLE OUTLETS 45 AMP TO BS 5733




- 2177 WITH TERMINALS
- 2178 WITHOUT TERMINALS

FLEX OUTLET 20 AMP TO BS 5733



- 2137 FLEX OUTLET

CONNECTION UNITS 13 AMP TO BS 1363



- 2363 UNSWITCHED WITH FLEX OUTLET AND NEON
- 2365 UNSWITCHED WITH FLEX OUTLET
- 2368 SWITCHED DP WITH FLEX OUTLET
- 2369 SWITCHED DP WITH FLEX OUTLET AND NEON

Fitted with 13 amp fuse. For 3 amp version add suffix 3A to list number.

TELEPHONE OUTLETS



- 2169 MASTER SOCKET FLUSH
- 2170 SECONDARY SOCKET FLUSH
- 2171 MASTER SOCKET SURFACE
- 2172 SECONDARY SOCKET SURFACE

British Telecom approved with IDC terminals. Each unit is supplied with an IDC tool. Surface units supplied complete with a moulded box.

